

**600X
600MM**
DOUBLE CHARGE






**600X
600MM**
DOUBLE CHARGE

Experience
**THE ALLURE
OF DESIGN**

**LIGHT
SERIES**



600X600MM
DOUBLE CHARGE



TROPICANA WHITE
LIGHT SERIES

600X
600MM




600X600MM
DOUBLE CHARGE

TROPICANA WHITE
LIGHT SERIES



600X600MM
DOUBLE CHARGE



TROPICANA BEIGE
LIGHT SERIES

600X
600MM



600X600MM
DOUBLE CHARGE

TROPICANA BEIGE
LIGHT SERIES





600X600MM
DOUBLE CHARGE



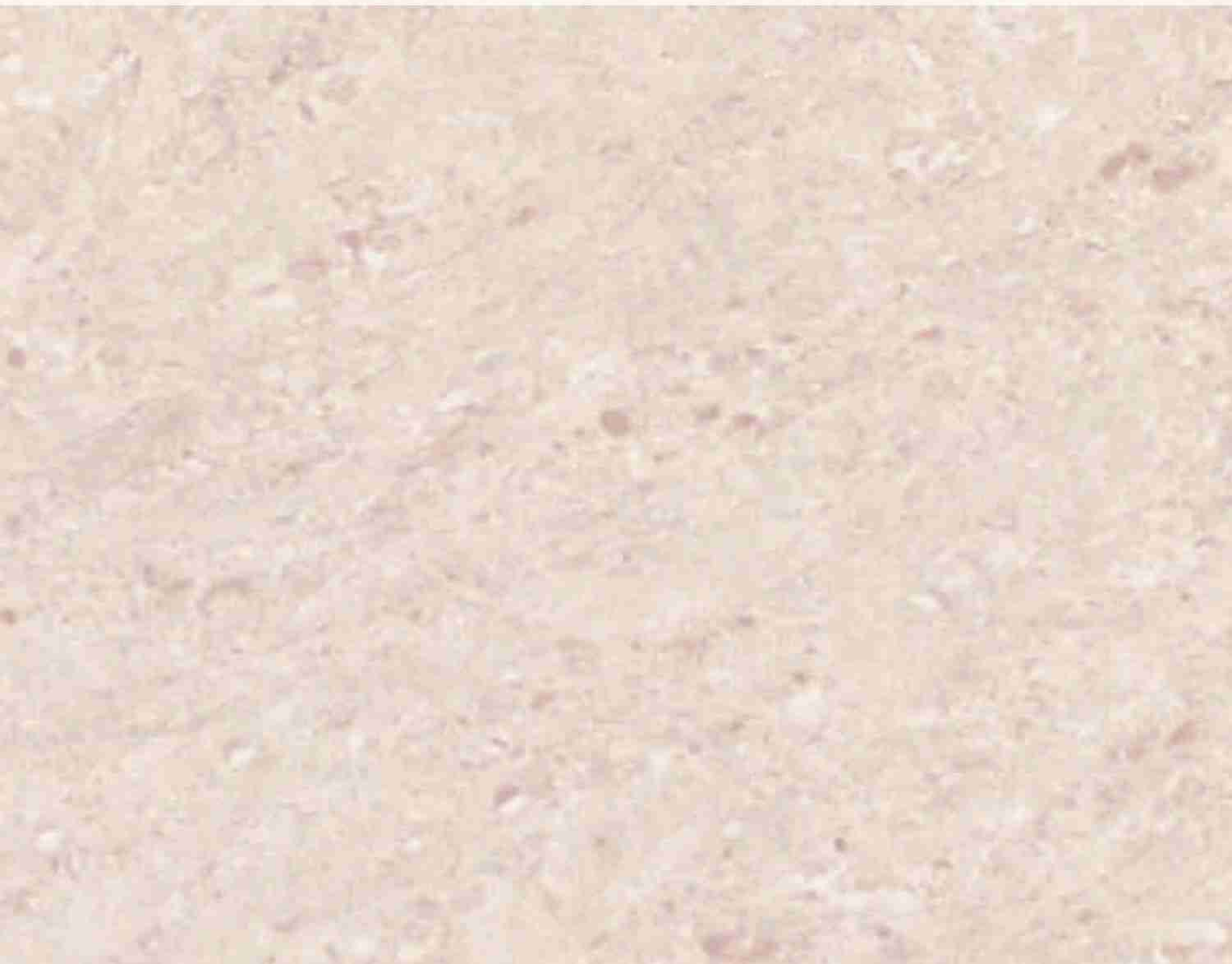
TROPICANA PINK
LIGHT SERIES

600X
600MM



600X600MM
DOUBLE CHARGE

TROPICANA PINK
LIGHT SERIES





600X600MM
DOUBLE CHARGE



TROPICANA PISTA
LIGHT SERIES

600X
600MM



600X600MM
DOUBLE CHARGE

TROPICANA PISTA
LIGHT SERIES



600X600MM
DOUBLE CHARGE



TROPICANA SAND
LIGHT SERIES

600X
600MM




600X600MM
DOUBLE CHARGE

TROPICANA SAND
LIGHT SERIES



600X600MM
DOUBLE CHARGE



TROPICANA GRAPHITE
LIGHT SERIES

600X
600MM



600X600MM
DOUBLE CHARGE

TROPICANA GRAPHITE
LIGHT SERIES

600X600MM
DOUBLE CHARGE



TROPICANA ITALIAN
LIGHT SERIES


600X
600MM



600X600MM
DOUBLE CHARGE

TROPICANA ITALIAN
LIGHT SERIES

600X600MM
DOUBLE CHARGE



TROPICANA MERCURY
LIGHT SERIES

600X
600MM




600X600MM
DOUBLE CHARGE

TROPICANA MERCURY
LIGHT SERIES



600X600MM
DOUBLE CHARGE



TROPICANA SOL
LIGHT SERIES

600X
600MM




600X600MM
DOUBLE CHARGE

TROPICANA SOL
LIGHT SERIES



600X600MM
DOUBLE CHARGE




TROPICANA EARTH
LIGHT SERIES

600X
600MM



600X600MM
DOUBLE CHARGE

TROPICANA EARTH
LIGHT SERIES



600X600MM
DOUBLE CHARGE




TROPICANA PLUTO
LIGHT SERIES

600X
600MM



600X600MM
DOUBLE CHARGE

TROPICANA PLUTO
LIGHT SERIES





**600X
600MM**
DOUBLE CHARGE

**DARK
SERIES**

Embracing
**THE ESSENCE
OF MAGNIFIX
DESIGN**

600X600MM
DOUBLE CHARGE



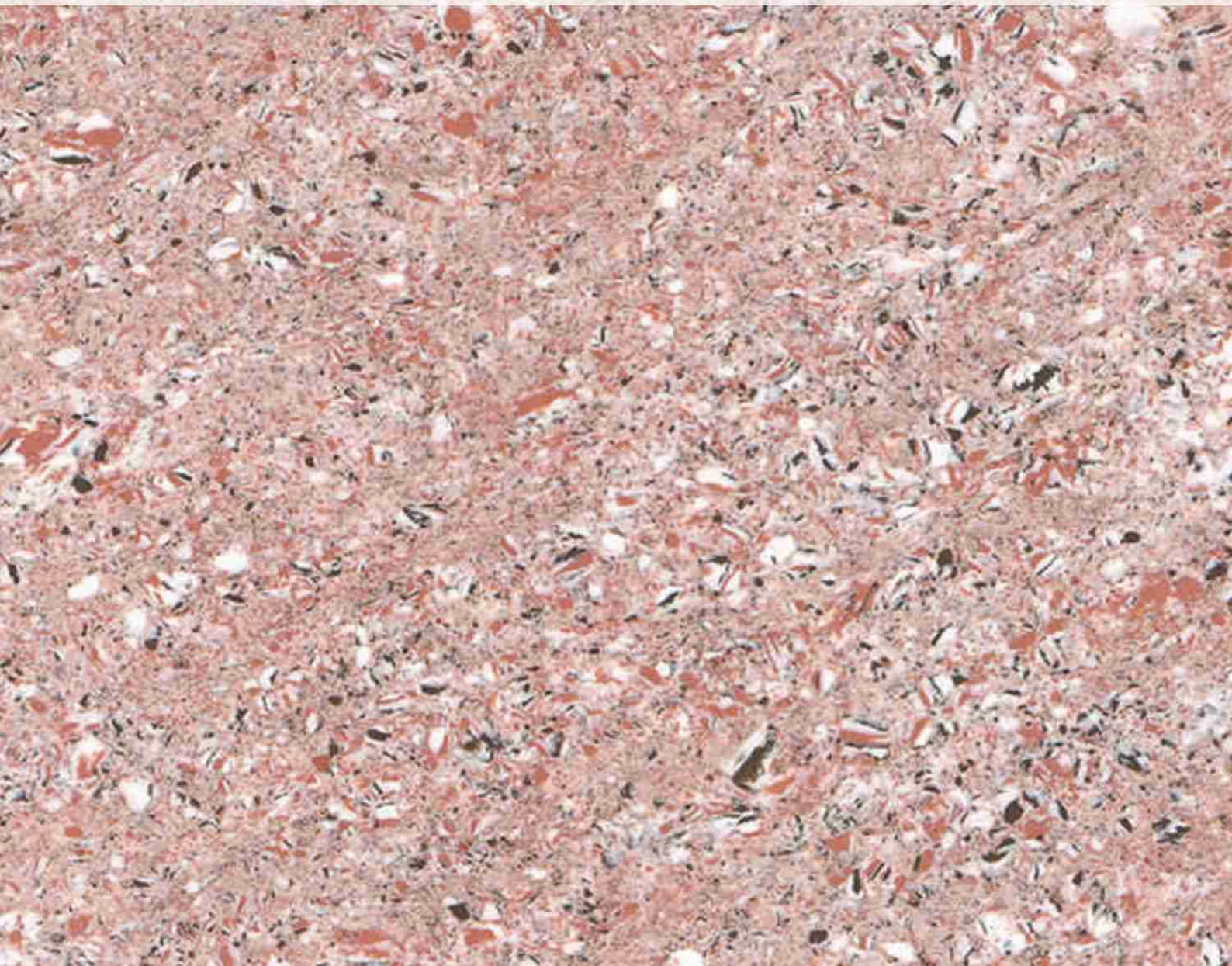
TROPICANA RED
DARK SERIES

600X
600MM



600X600MM
DOUBLE CHARGE

TROPICANA RED
DARK SERIES



TECHNICAL SPECIFICATION

Sr. No.	CHARACTERISTICS	STANDARD AS PER IS 15622:2006 GROUP BIA	OUR VALUE	TEST METHOD
REGULATORY PROPERTIES				
01	Deviation in length & width	± 0.5%	± 0.1%	ISO-10545-2
02	Deviation in thickness	± 5.0%	± 2.0%	ISO-10545-2
03	Straightness of sides	± 0.5%	± 0.1%	ISO-10545-2
04	Rectangularity	± 0.5%	± 0.1%	ISO-10545-2
05	Surface flatness	± 0.5%	± 0.2%	ISO-10545-2
06	Colour difference	Unaltered	No Change	ISO-10545-16
07	Glossiness	As per manufacturer	Min 70%	Glossometer
STRUCTURAL PROPERTIES				
01	Water Absorption	< 0.5%	< 0.05 %	ISO-10545-3
02	Apparent density	> 2.0 gm/cc	> 2.28 gm/cc	DIN 51082
MASSIVE MECHANICAL PROPERTIES				
01	Flexural modulus or rupture	Min 35 N/mm ²	Min 40 N/mm ²	ISO-10545-4
02	Flexural breaking strength	Min 1300 N	Min.2000 N	ISO-10545-4
03	Impact resistance	As per manufacturer	Min. 0.55	ISO-10545-5
SURFACE MECHANICAL PROPERTIES				
01	Deep abrasion resistance	Max 175mm ³	Max 132mm ³	ISO-10545-6
02	Moh's hardness	Min 6	8 ⁺	EN 101
THERMOHYDROMETRIC PROPERTIES				
01	Frost resistance	No Damage	Frost proof	ISO-10545-12
02	Thermal shock resistance	No Damage	No Damage	ISO-10545-9
03	Moisture expansion	Nil	Nil	ISO-10545-10
04	Thermal Expansion	Max 9.0x10 ⁻⁶	Max 6.5x10 ⁻⁶	ISO-10545-8
CHEMICAL PROPERTIES				
01	Chemical resistance	No Damage	No Damage	ISO-10545-13
02	Satin resistance	Resistance	Resistance	ISO-10545-14
SAFETY PROPERTIES				
01	Slip resistance (friction co efficient)	> 0.40	> 0.40	ISO-10545-17

